



Your Story, Your Gallery, Your Prints

*Capturing the in-between moments that feel like you*

---



**DARRIEN PECK**

*PHOTOGRAPHY*

(775)-790-5045

[darrien@darrienpeckphotography.com](mailto:darrien@darrienpeckphotography.com)

[darrienpeckphotography.com](http://darrienpeckphotography.com)

[darrien-peck-photography.client-gallery.com](http://darrien-peck-photography.client-gallery.com)



# Understanding Your Gallery

---

Once your gallery is ready, you'll notice several folders inside your personal collection.

## Welcome Folder

A gentle introduction to your gallery.

## DP Favorites

These are copies of your portraits, but they're the ones that personally move me the most. They're the photos that caught something real and unplanned. A tear. A laugh. A hand squeeze. A small pause where everything softened. These are the little things that often end up meaning the most. The way the wind brushed through your hair. The quiet look someone gave you when they thought no one was watching. Those are the moments I hold closest when curating your story.

## Timeline Folders

Your gallery will be arranged in the order of how everything unfolded, whether this was a wedding day or a standard session. These folders help tell the story from beginning to end with clarity and ease.

## Black and White Duplicates

Every photo also has a black and white version. These edits highlight emotion and texture in a deeper way, letting the focus rest entirely on feeling and connection.

My hope is that your gallery feels like more than a set of images. I want it to feel like a living story, filled with warmth, authenticity, and reminders of how it all truly felt.

**DARRIEN PECK**

*PHOTOGRAPHY*

(775)-790-5045

[darrien@darrienpeckphotography.com](mailto:darrien@darrienpeckphotography.com)

[darrienpeckphotography.com](http://darrienpeckphotography.com)

[darrien-peck-photography.client-gallery.com](http://darrien-peck-photography.client-gallery.com)



# Enjoy Your Photos in Slideshow

---

**Take a moment to enjoy your photos in a simple slideshow view. Here's how to do it:**

1. Open your online gallery and click on any photo you'd like to begin with.
2. At the bottom of your screen, select "Slideshow." Your images will begin cycling through automatically.
3. You can pause or stop the slideshow at any time by clicking the pause button below.

**If you have any questions or run into any issues, you can click the chat bubble in the lower right-hand corner of your dashboard or reach out to me directly. I'm always happy to help.**

**DARRIEN PECK**

*PHOTOGRAPHY*

(775)-790-5045

[darrien@darrienpeckphotography.com](mailto:darrien@darrienpeckphotography.com)

[darrienpeckphotography.com](http://darrienpeckphotography.com)

[darrien-peck-photography.client-gallery.com](http://darrien-peck-photography.client-gallery.com)



# Downloading Your Portraits (Computer)

---

## **Here's how to download your portraits directly from your online gallery:**

1. Click the Download icon in the top right corner of your gallery after you've favorited your photos.
2. Select your favorites list and any additional folders you'd like to download.
3. Choose your preferred download size — either Full Resolution or Social Media size.
4. Enter your email address when prompted.
5. Click Download. You'll receive an email with a secure link to download your selected images.
6. Open that email, select your folders, and confirm your email address again.
7. Once your files are ready, you'll receive another email with your final download link.

**DARRIEN PECK**

*PHOTOGRAPHY*

(775)-790-5045

[darrien@darrienpeckphotography.com](mailto:darrien@darrienpeckphotography.com)

[darrienpeckphotography.com](http://darrienpeckphotography.com)

[darrien-peck-photography.client-gallery.com](http://darrien-peck-photography.client-gallery.com)



# Downloading Your Portraits (Mobile)

---

**If you're viewing your gallery on your phone, here's how to save your portraits:**

1. Tap the Download button at the bottom of any photo.
2. Choose your preferred image size. For phones, Social Media size is usually best.
3. Wait for the image to open on a new page.
4. Once it's fully loaded, press and hold on the image.
5. Select "Add to Photos."
6. Your image will now appear in your phone's photo library.

**If you run into any issues or just want to make sure everything's working properly, don't hesitate to reach out. I'm always happy to walk you through it so everything feels simple and easy.**

**DARRIEN PECK**

*PHOTOGRAPHY*

(775)-790-5045

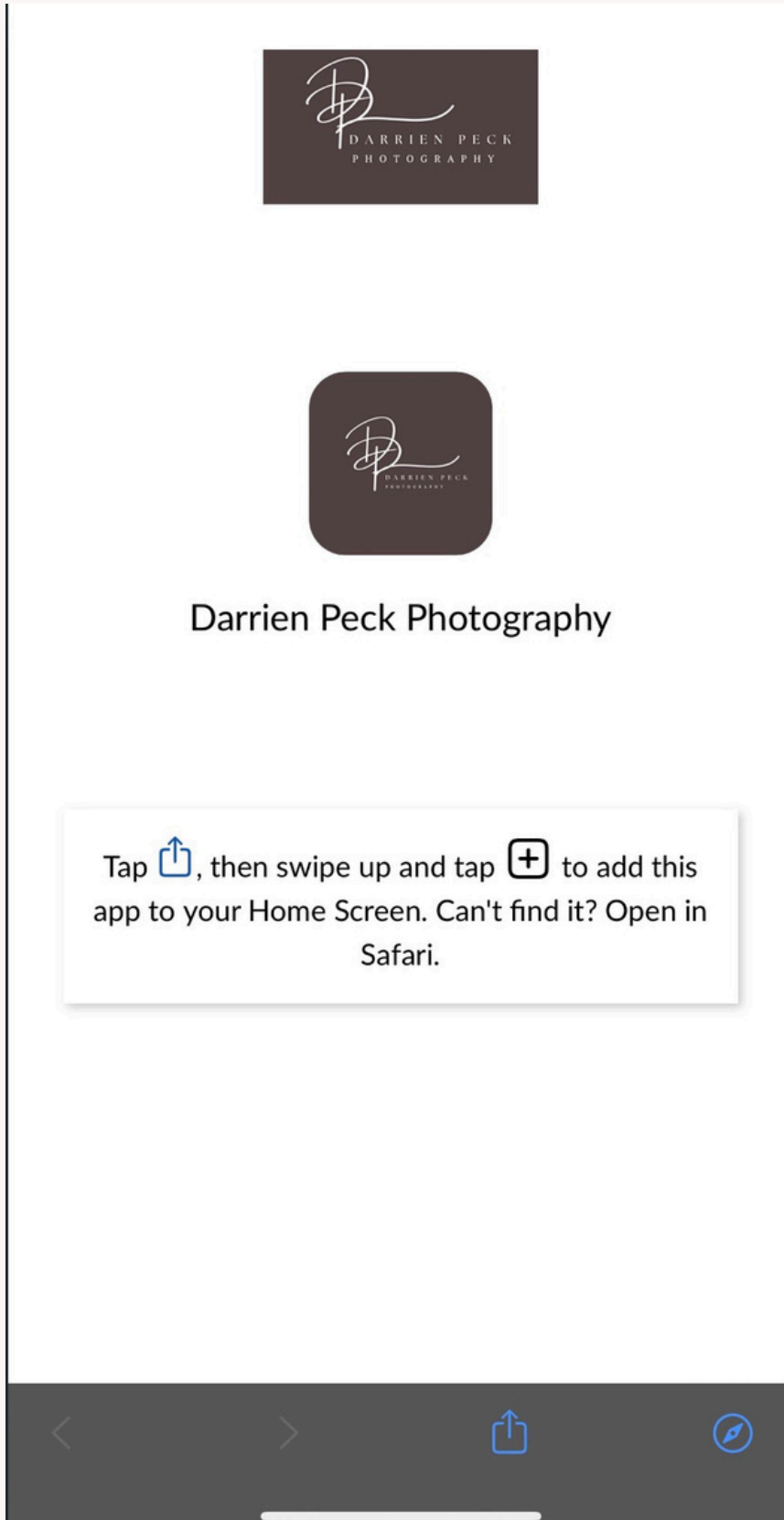
[darrien@darrienpeckphotography.com](mailto:darrien@darrienpeckphotography.com)

[darrienpeckphotography.com](http://darrienpeckphotography.com)

[darrien-peck-photography.client-gallery.com](http://darrien-peck-photography.client-gallery.com)



# SAVE YOUR GALLERY AS AN APP (IPHONE)



**DARRIEN PECK**  
*PHOTOGRAPHY*

(775)-790-5045

[darrien@darrienpeckphotography.com](mailto:darrien@darrienpeckphotography.com)

[darrienpeckphotography.com](http://darrienpeckphotography.com)

[darrien-peck-photography.client-gallery.com](http://darrien-peck-photography.client-gallery.com)



# Preserving Your Story

Your gallery is more than a collection of images. It's a space to create keepsakes that carry your story forward. Whether you're ordering fine art prints for your walls, a custom album for your coffee table, or cards to share life's milestones, everything is designed to be simple, meaningful, and true to color.

You'll have the option to order directly from my professional print store linked within your gallery, so there's no need for extra uploads or additional steps. Each print is true to color, matching what you see on your screen, and produced with the highest quality materials.

The store offers:


**Prints:** print, large format print, square print, and mounted print

**Wall Art:** canvas and metal print

**Albums:** premium leather, leather, linen, and book cloth

**Cards:** holiday cards, wedding cards, baby cards, and graduation cards

Every piece is crafted with the same care and attention that goes into your portraits, ensuring your story is preserved beautifully and professionally.



## DARRIEN PECK

PHOTOGRAPHY

(775)-790-5045

[darrien@darrienpeckphotography.com](mailto:darrien@darrienpeckphotography.com)

[darrienpeckphotography.com](http://darrienpeckphotography.com)

[darrien-peck-photography.client-gallery.com](http://darrien-peck-photography.client-gallery.com)

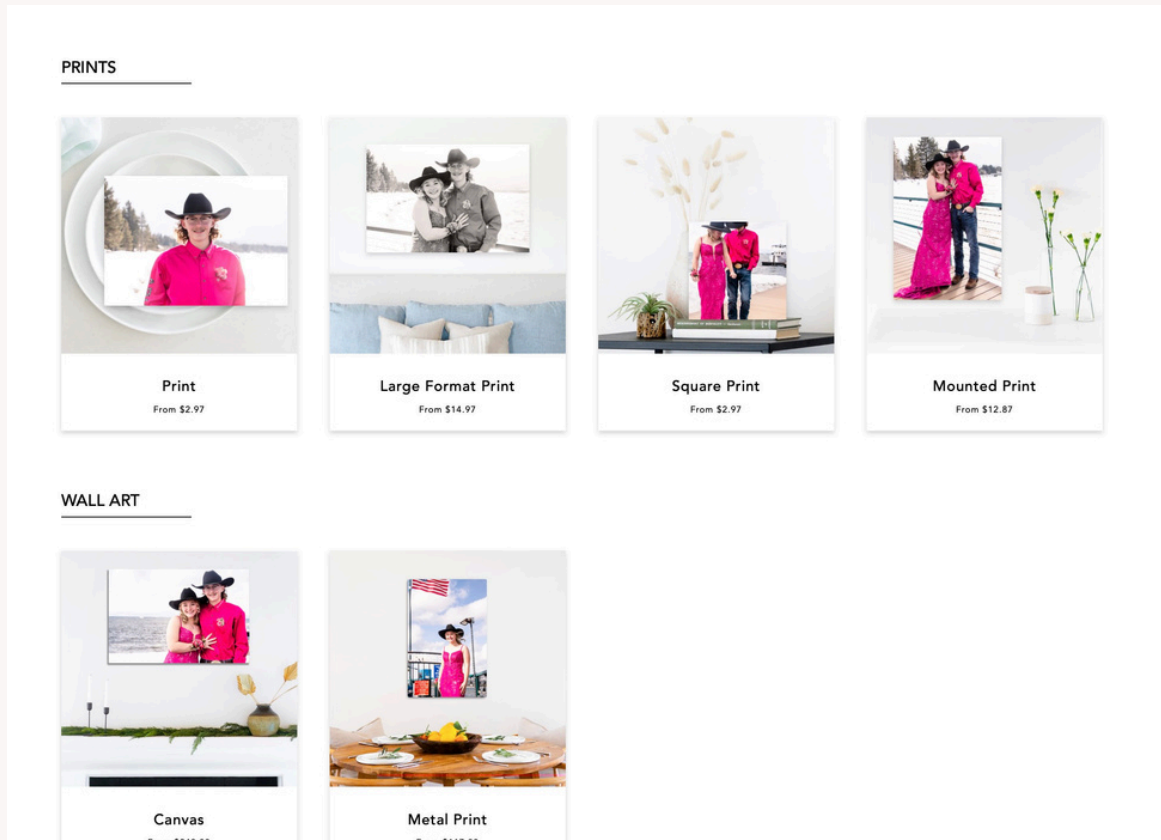


# Prints and Wall Art

**Bring your photographs to life with beautifully printed artwork. Here's how to order:**

1. Select the photo you'd like to print.
2. Choose the product that fits your vision — print, large format print, square print, mounted print, canvas, or metal print.
3. Pick your preferred size.
4. Select your finish or mounting style.
5. Choose the quantity you'd like.
6. Adjust the crop if needed.
7. Click "Add to Cart" when you're ready.

**All prints are created through a professional printing lab and are true to color, ensuring every detail looks just as it does in your gallery.**



## DARRIEN PECK

*PHOTOGRAPHY*

(775)-790-5045

[darrien@darrienpeckphotography.com](mailto:darrien@darrienpeckphotography.com)

[darrienpeckphotography.com](http://darrienpeckphotography.com)

[darrien-peck-photography.client-gallery.com](http://darrien-peck-photography.client-gallery.com)

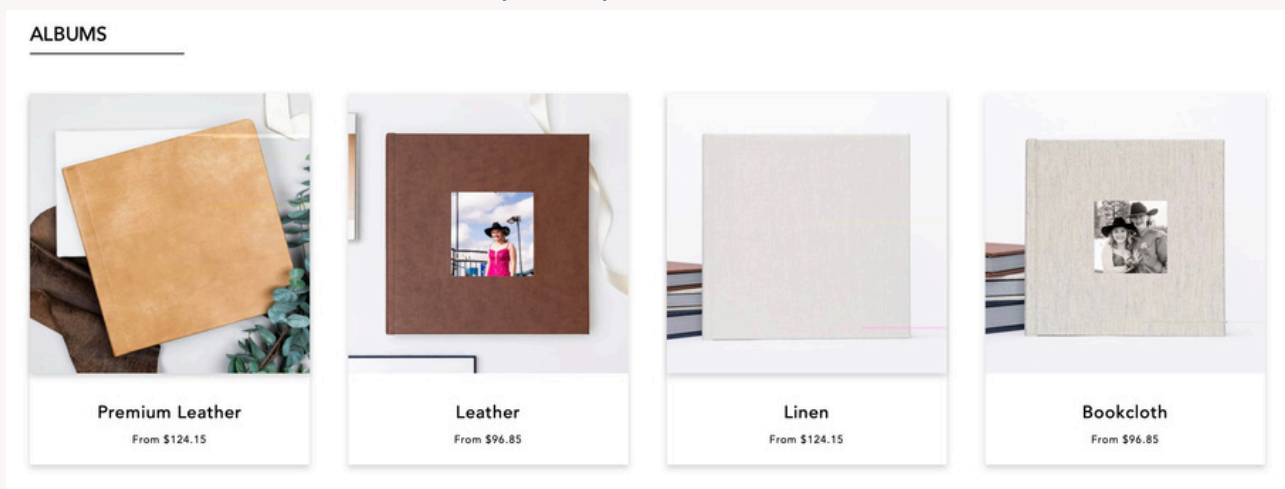


# Custom Premium Albums

**Your story deserves to be told beautifully. Here's how to design your custom album:**

1. Choose your favorite album material — Leather, Linen, or Bookcloth.
2. Select the album size that fits your vision.
3. In your Storefront, begin designing by choosing your cover and material options.
4. Once your album size, material, and cover are set, start designing each spread by dragging images onto the pages.
5. Select multiple images at once to create layouts quickly and easily.
6. Adjust layouts on the right side of your screen by selecting from the available templates or exploring more options.
7. To fine-tune, click an image to zoom, resize, or reposition it. Click the blue checkmark when you're happy with it.
8. Replace any image by dragging another from your gallery into place.
9. If you'd like, click and drag to reorder your spreads for the perfect flow.
10. When everything feels right, click "Review" to finalize your album and place your order.

**Each album is handcrafted with professional materials that preserve your story for years to come.**



## DARRIEN PECK

*PHOTOGRAPHY*

(775)-790-5045

[darrien@darrienpeckphotography.com](mailto:darrien@darrienpeckphotography.com)

[darrienpeckphotography.com](http://darrienpeckphotography.com)

[darrien-peck-photography.client-gallery.com](http://darrien-peck-photography.client-gallery.com)

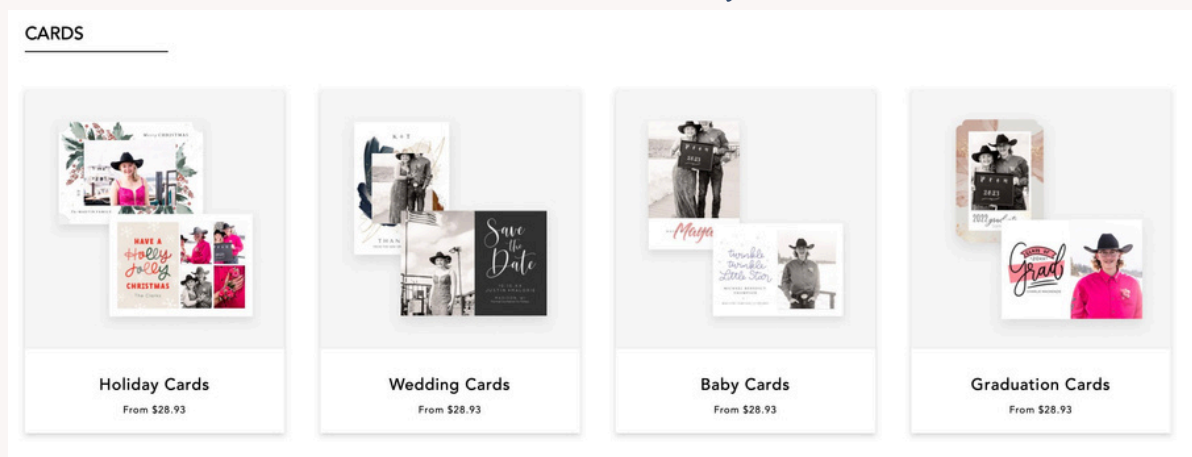


# Custom Printed Cards

**Creating custom cards is a beautiful way to share your favorite moments and celebrate life's milestones. Here's how to design yours:**

1. Go to your Store within your gallery to access custom-printed cards.
2. Choose your occasion — Weddings, Graduations, Baby, or Holidays.
3. Select your photos, card layout, shape, colors, and fonts to make it your own.
4. Begin designing by choosing an occasion and card template that fits your style.
5. In the designer, adjust the background color, layout, and card shape.
6. Add your images by clicking and dragging them into place.
7. You can zoom, crop, or reposition images anytime, or replace them easily from your gallery.
8. Edit the text by highlighting and typing your message, adjusting fonts, colors, and size as you like.
9. Flip to the back of the card to complete your design.
10. Choose your envelopes, add return and recipient addresses, and review your design.
11. Once everything looks perfect, select your paper type and place your order.

**Each card is professionally printed and true to color, so what you see on screen is what arrives in your hands.**



## DARRIEN PECK

PHOTOGRAPHY

(775)-790-5045

[darrien@darrienpeckphotography.com](mailto:darrien@darrienpeckphotography.com)

[darrienpeckphotography.com](http://darrienpeckphotography.com)

[darrien-peck-photography.client-gallery.com](http://darrien-peck-photography.client-gallery.com)